03−10−16 HerbieS_ML4_set1 and similar experiments (clustered by fitness)

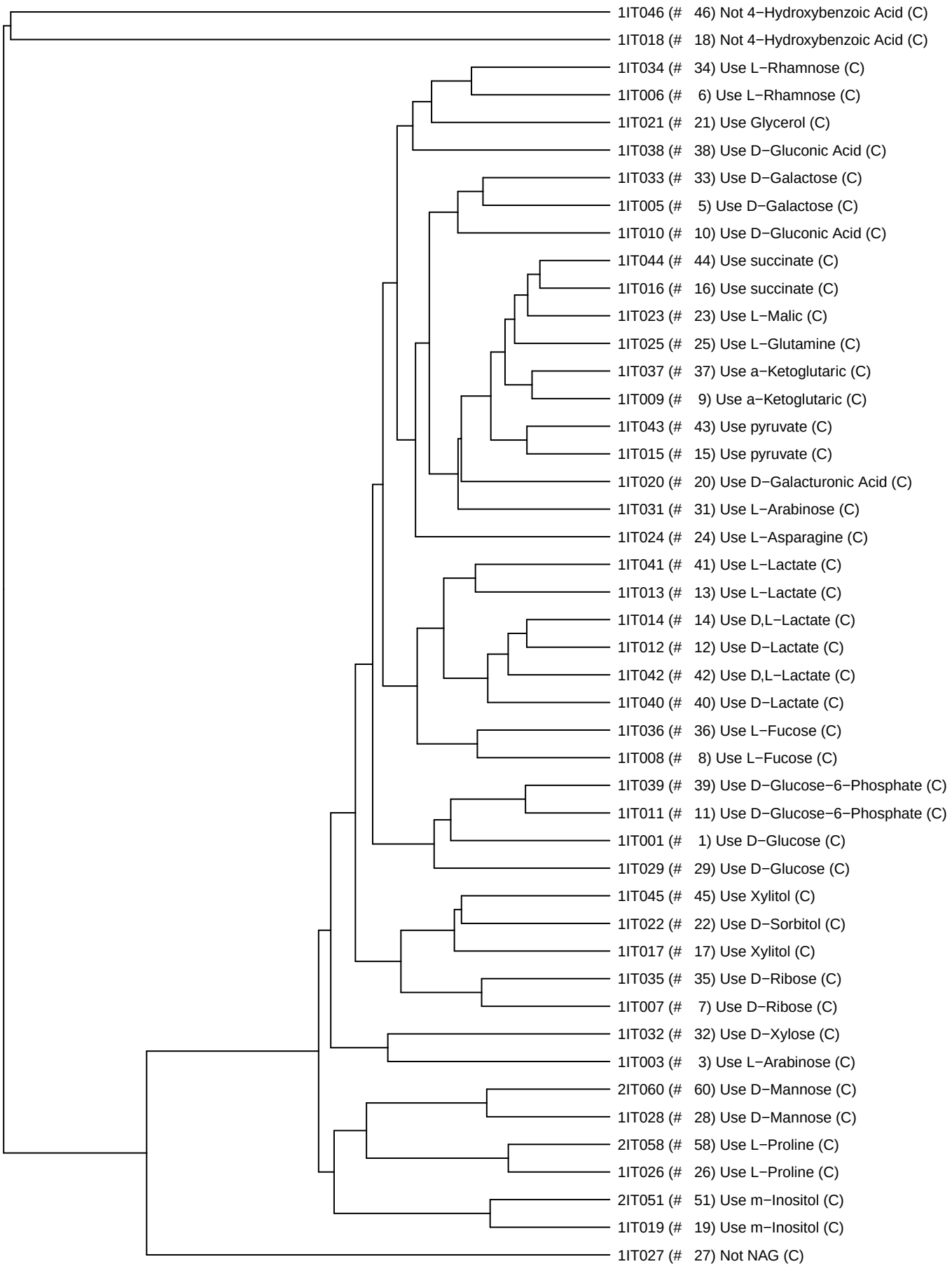


03−10−16 HerbieS_ML4_set2 and similar experiments
(clustered by fitness)
2IT058 (# 58) Use L−Proline (C)
1IT026 (# 26) Use L−Proline (C)
2IT063 (# 63) Use L−Proline (N)
2IT057 (# 57) Use L−Glutamine (C)
2IT056 (# 56) Use L−Asparagine (C)
2IT055 (# 55) Use L−Malic (C)
2IT052 (# 52) Use D−Galacturonic Acid (C)
2IT053 (# 53) Use Glycerol (C)
2IT060 (# 60) Use D−Mannose (C)
1IT028 (# 28) Use D−Mannose (C)
2IT051 (# 51) Use m−Inositol (C)
1IT019 (# 19) Use m−Inositol (C)
1IT027 (# 27) Not NAG (C)
2IT059 (# 59) Not NAG (C)
2IT064 (# 64) Not L−tyrosine (N)
2IT080 (# 80) Use Lomefloxacin 0.012 mM
2IT073 (# 73) Use Sisomicin 0.125 mg/ml
2IT067 (# 67) Use Cobalt chloride 0.2 mM
2IT066 (# 66) Use Nickel (II) chloride 0.6 mM
2IT078 (# 78) Use A22 0.02 mg/ml
2IT075 (# 75) Not Benzethonium chloride 0.01 mM
2IT079 (# 79) Use A22 0.04 mg/ml
2IT071 (# 71) Use nitrite 20 mM
2IT074 (# 74) Not perchlorate 100 mM
2IT076 (# 76) Use Fusidic 0.025 mg/ml
2IT072 (# 72) Use nitrate 200 mM
2IT068 (# 68) Use sodium fluoride 100 mM
2IT070 (# 70) Use Cisplatin 0.003 mg/ml
2IT077 (# 77) Use Dimethyl Sulfoxide 5 vol%
2IT069 (# 69) Use Thallium(I) acetate 0.001 mg/m
2IT065 (# 65) Not Gelatin (N)
2IT081 (# 81) Not Neomycin 0.5 mg/ml
1.0
0.8
0.6
0.4
0.2
0.0


19−May−16 HerbieS_ML4_set3 and similar experiments
(clustered by fitness)
3IT041 (# 122) Use Control soil assay; outgrowth
3IT040 (# 121) Use Control soil assay; outgrowth
3IT039 (# 120) Use Plant assay with Setaria virid
3IT037 (# 118) Use Plant assay with Setaria virid
3IT035 (# 116) Use Plant assay with Setaria virid
3IT038 (# 119) Use Plant assay with Setaria virid
3IT036 (# 117) Use Plant assay with Setaria virid
3IT032 (# 113) Use Ammonium chloride (N); low aer
3IT015 (# 96) Use Ammonium chloride (N); low aer
3IT031 (# 112) Use Ammonium chloride (N); high ae
3IT014 (# 95) Use Ammonium chloride (N); high ae
3IT021 (# 102) Use D,L−Malic Acid (C)
3IT004 (# 85) Use D,L−Malic Acid (C)
3IT022 (# 103) Use Chloride stress
3IT005 (# 86) Use Chloride stress
3IT034 (# 115) Use nitrate (N); low aeration
3IT017 (# 98) Use nitrate (N); low aeration
3IT033 (# 114) Use nitrate (N); high aeration
3IT016 (# 97) Use nitrate (N); high aeration
3IT029 (# 110) Use L−Glutamic (N); high aeration
3IT013 (# 94) Not L−Glutamic (N); low aeration
3IT030 (# 111) Use L−Glutamic (N); low aeration
3IT012 (# 93) Not L−Glutamic (N); high aeration
3IT019 (# 100) Use D−Galactose (C)
3IT002 (# 83) Use D−Galactose (C)
3IT020 (# 101) Use D−Glucose (C)
3IT003 (# 84) Use D−Glucose (C)
3IT027 (# 108) Use D−Mannitol (C)
3IT010 (# 91) Use D−Mannitol (C)
3IT023 (# 104) Use D−Xylose (C)
3IT006 (# 87) Use D−Xylose (C)
3IT024 (# 105) Use L−Rhamnose (C)
3IT007 (# 88) Use L−Rhamnose (C)
3IT028 (# 109) Use D,L−Lactate (C)
3IT011 (# 92) Use D,L−Lactate (C)
3IT026 (# 107) Use L−mannose (C)
3IT009 (# 90) Use L−mannose (C)
3IT025 (# 106) Use L−Fucose (C)
3IT008 (# 89) Use L−Fucose (C)
3IT018 (# 99) Not L−Arabinose (C)
3IT001 (# 82) Not L−Arabinose (C)
0.8
0.6
0.4
0.2
0.0

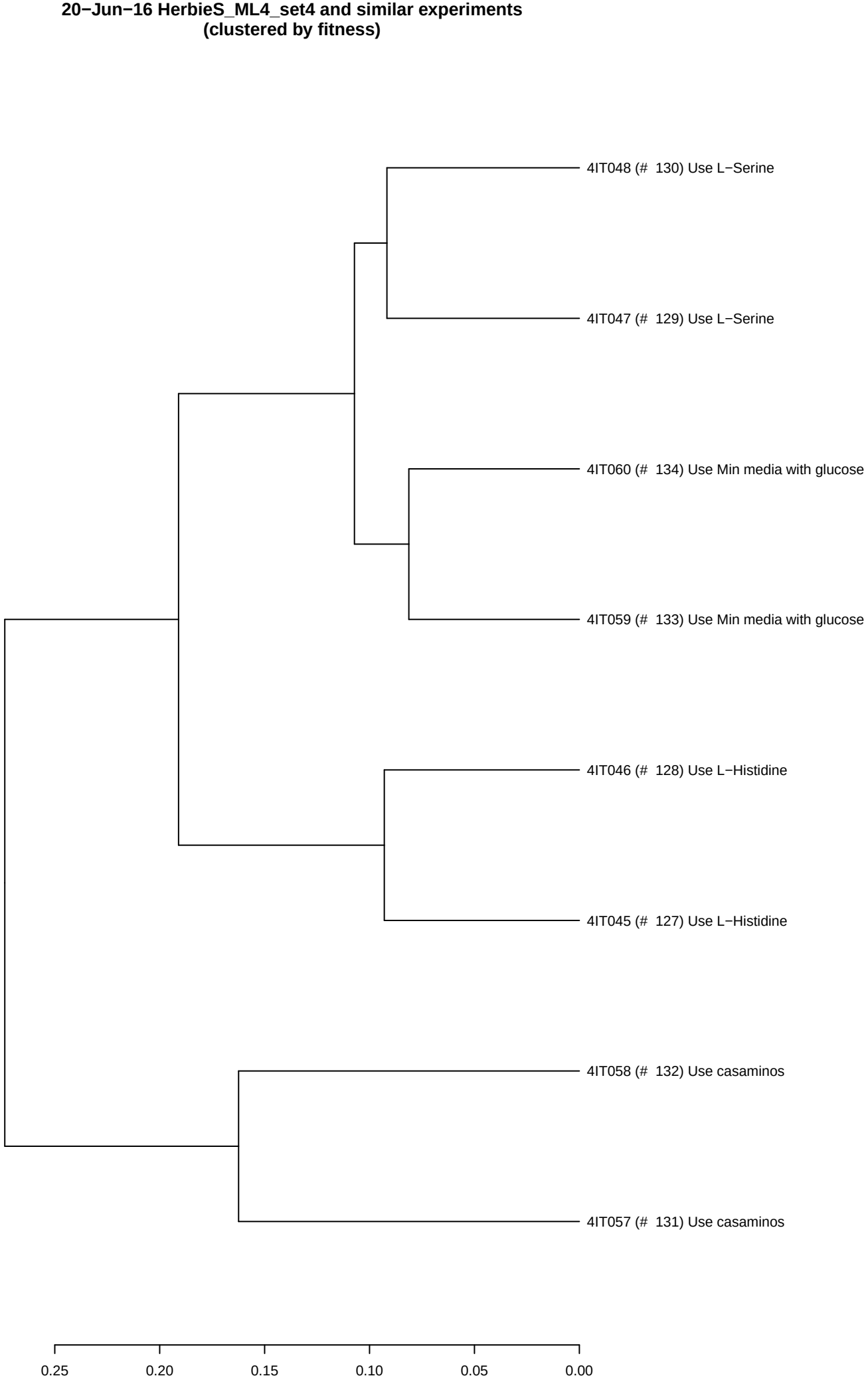
20−Jun−16 HerbieS_ML4_set4 and similar experiments
(clustered by fitness)
4IT048 (# 130) Use L−Serine
4IT047 (# 129) Use L−Serine
4IT060 (# 134) Use Min media with glucose
4IT059 (# 133) Use Min media with glucose
4IT046 (# 128) Use L−Histidine
4IT045 (# 127) Use L−Histidine
4IT058 (# 132) Use casaminos
4IT057 (# 131) Use casaminos
0.25
0.20
0.15
0.10
0.05
0.00

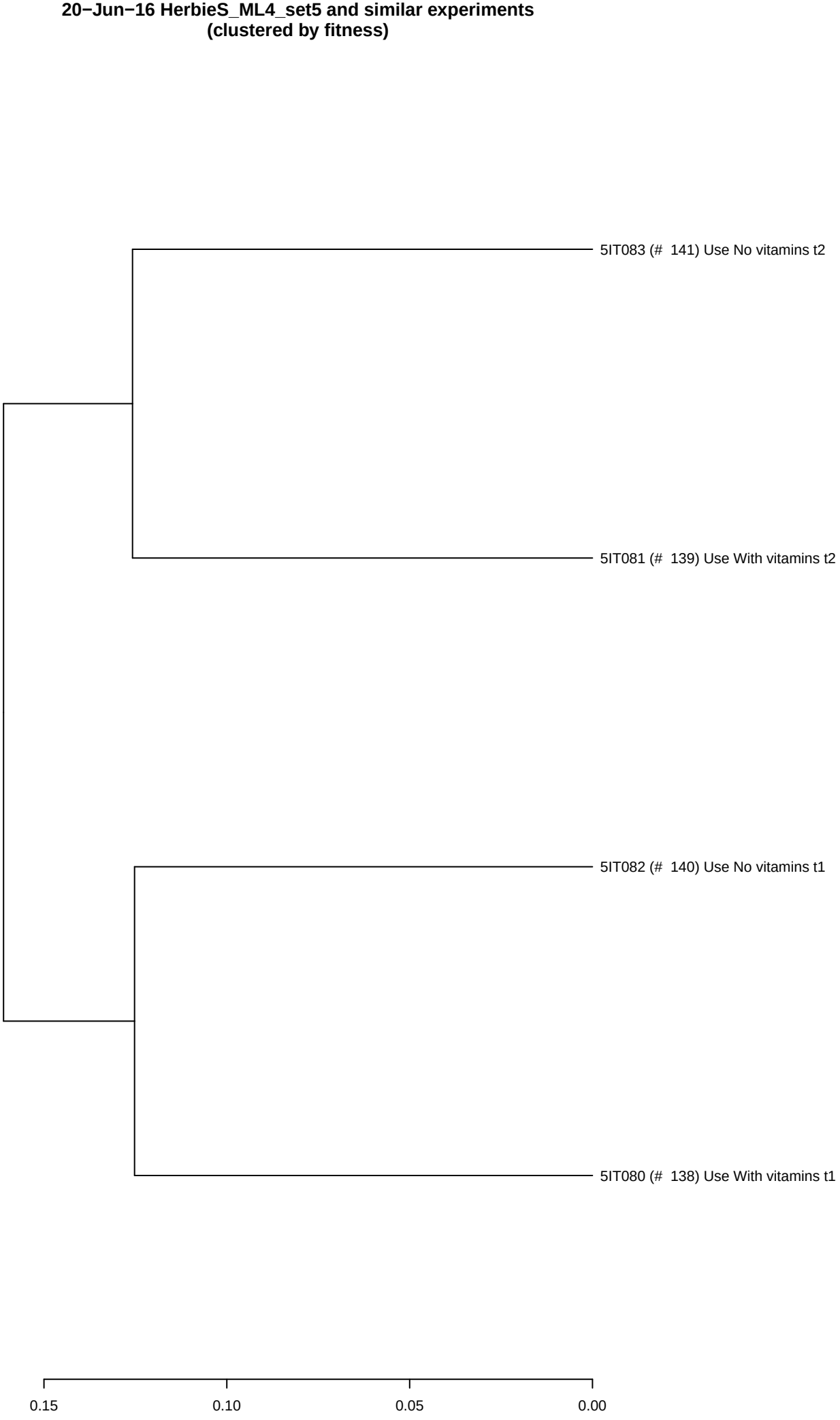
20−Jun−16 HerbieS_ML4_set5 and similar experiments
(clustered by fitness)
5IT083 (# 141) Use No vitamins t2
5IT081 (# 139) Use With vitamins t2
5IT082 (# 140) Use No vitamins t1
5IT080 (# 138) Use With vitamins t1
0.15
0.10
0.05
0.00


05/02/18 HerbieS_ML4_set6 and similar experiments
(clustered by fitness)
6IT090 (# 151) Not Carbon source Deoxyribonucleic
6IT083 (# 144) Not Carbon source Deoxyribonucleic
6IT088 (# 149) Use Carbon source 2−Deoxyadenosine
6IT081 (# 142) Use Carbon source 2−Deoxyadenosine
6IT089 (# 150) Use Carbon source 2−Deoxyadenosine
6IT082 (# 143) Use Carbon source 2−Deoxyadenosine
6IT093 (# 154) Use Carbon source D−Glucose 20 mM
6IT086 (# 147) Use Carbon source D−Glucose 20 mM
6IT094 (# 155) Use Carbon source Phenylacetic 5 m
6IT087 (# 148) Use Carbon source Phenylacetic 5 m
6IT092 (# 153) Use Carbon source 2−Deoxy−D−Ribose
6IT085 (# 146) Use Carbon source 2−Deoxy−D−Ribose
6IT091 (# 152) Use Carbon source Deoxyribonucleic
6IT084 (# 145) Not Carbon source Deoxyribonucleic
0.8
0.6
0.4
0.2
0.0

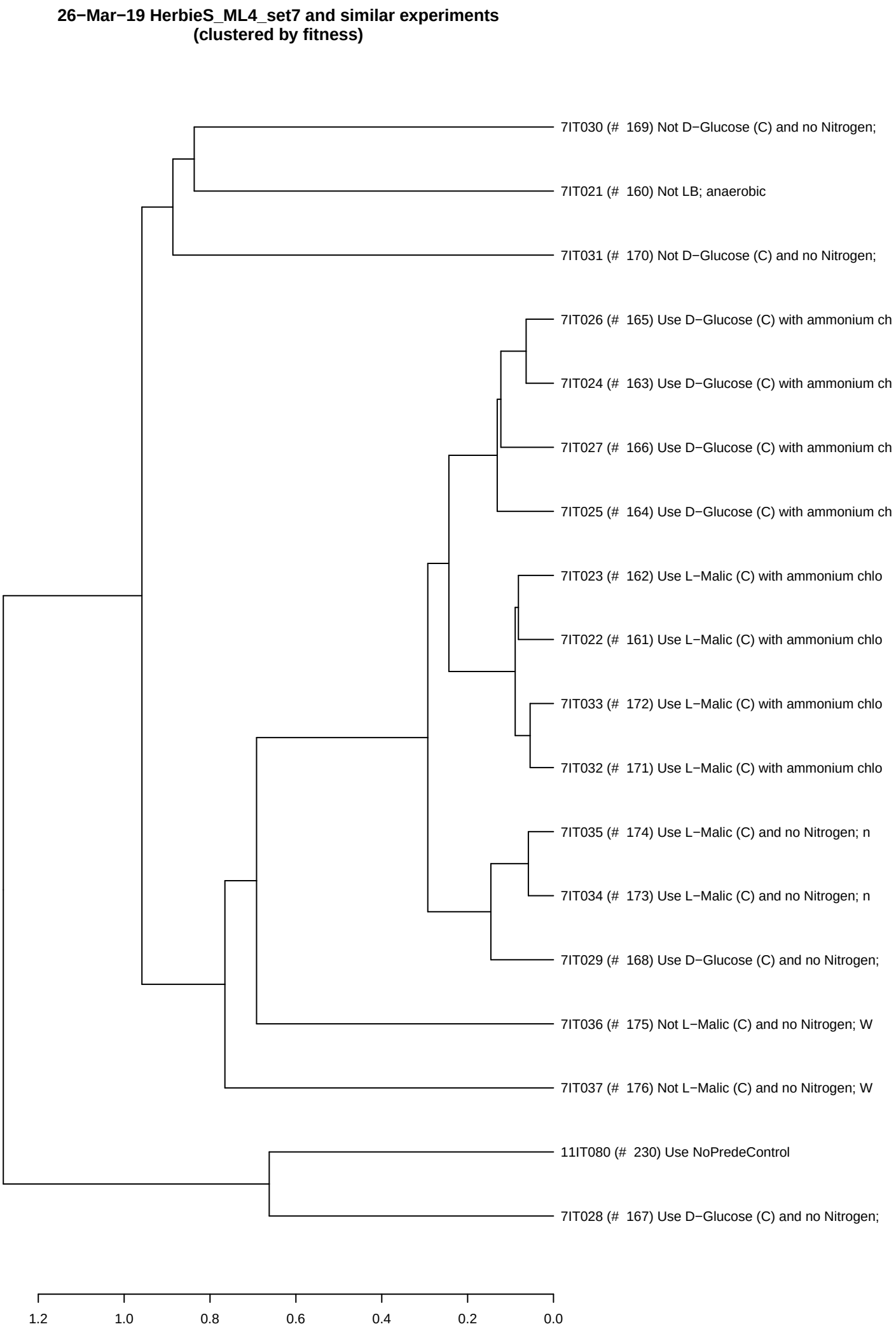
26−Mar−19 HerbieS_ML4_set7 and similar experiments
(clustered by fitness)
7IT030 (# 169) Not D−Glucose (C) and no Nitrogen;
7IT021 (# 160) Not LB; anaerobic
7IT031 (# 170) Not D−Glucose (C) and no Nitrogen;
7IT026 (# 165) Use D−Glucose (C) with ammonium ch
7IT024 (# 163) Use D−Glucose (C) with ammonium ch
7IT027 (# 166) Use D−Glucose (C) with ammonium ch
7IT025 (# 164) Use D−Glucose (C) with ammonium ch
7IT023 (# 162) Use L−Malic (C) with ammonium chlo
7IT022 (# 161) Use L−Malic (C) with ammonium chlo
7IT033 (# 172) Use L−Malic (C) with ammonium chlo
7IT032 (# 171) Use L−Malic (C) with ammonium chlo
7IT035 (# 174) Use L−Malic (C) and no Nitrogen; n
7IT034 (# 173) Use L−Malic (C) and no Nitrogen; n
7IT029 (# 168) Use D−Glucose (C) and no Nitrogen;
7IT036 (# 175) Not L−Malic (C) and no Nitrogen; W
7IT037 (# 176) Not L−Malic (C) and no Nitrogen; W
11IT080 (# 230) Use NoPredeControl
7IT028 (# 167) Use D−Glucose (C) and no Nitrogen;
1.2
1.0
0.8
0.6
0.4
0.2
0.0

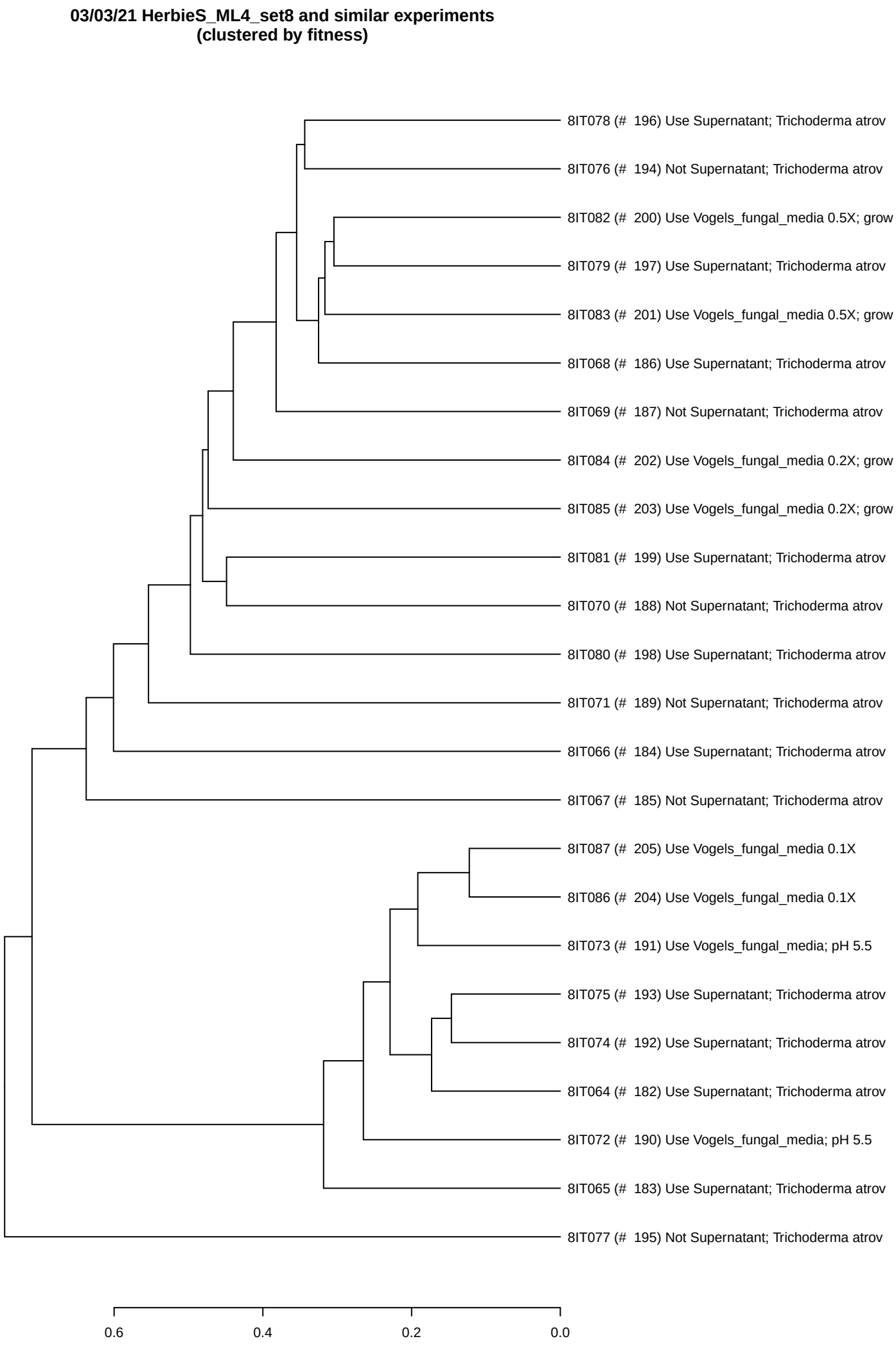
03/03/21 HerbieS_ML4_set8 and similar experiments
(clustered by fitness)
8IT078 (# 196) Use Supernatant; Trichoderma atrov
8IT076 (# 194) Not Supernatant; Trichoderma atrov
8IT082 (# 200) Use Vogels_fungal_media 0.5X; grow
8IT079 (# 197) Use Supernatant; Trichoderma atrov
8IT083 (# 201) Use Vogels_fungal_media 0.5X; grow
8IT068 (# 186) Use Supernatant; Trichoderma atrov
8IT069 (# 187) Not Supernatant; Trichoderma atrov
8IT084 (# 202) Use Vogels_fungal_media 0.2X; grow
8IT085 (# 203) Use Vogels_fungal_media 0.2X; grow
8IT081 (# 199) Use Supernatant; Trichoderma atrov
8IT070 (# 188) Not Supernatant; Trichoderma atrov
8IT080 (# 198) Use Supernatant; Trichoderma atrov
8IT071 (# 189) Not Supernatant; Trichoderma atrov
8IT066 (# 184) Use Supernatant; Trichoderma atrov
8IT067 (# 185) Not Supernatant; Trichoderma atrov
8IT087 (# 205) Use Vogels_fungal_media 0.1X
8IT086 (# 204) Use Vogels_fungal_media 0.1X
8IT073 (# 191) Use Vogels_fungal_media; pH 5.5
8IT075 (# 193) Use Supernatant; Trichoderma atrov
8IT074 (# 192) Use Supernatant; Trichoderma atrov
8IT064 (# 182) Use Supernatant; Trichoderma atrov
8IT072 (# 190) Use Vogels_fungal_media; pH 5.5
8IT065 (# 183) Use Supernatant; Trichoderma atrov
8IT077 (# 195) Not Supernatant; Trichoderma atrov
0.6
0.4
0.2
0.0


03/03/21 and similar experiments
(clustered by fitness)
9IT092 (# 217) Use Taped volatile agar plate with
9IT086 (# 211) Use Taped volatile agar plate with
9IT089 (# 214) Use Taped volatile agar plate with
9IT083 (# 208) Use Taped volatile agar plate with
9IT088 (# 213) Use Parafilmed volatile agar plate
9IT082 (# 207) Use Parafilmed volatile agar plate
9IT087 (# 212) Use Parafilmed volatile agar plate
9IT081 (# 206) Use Parafilmed volatile agar plate
9IT090 (# 215) Use Parafilmed volatile agar plate
9IT085 (# 210) Use Parafilmed volatile agar plate
9IT091 (# 216) Use Parafilmed volatile agar plate
9IT084 (# 209) Not Parafilmed volatile agar plate
0.5
0.4
0.3
0.2
0.1
0.0

06/23/21 HerbieS_ML4_set10 and similar experiments (clustered by fitness)

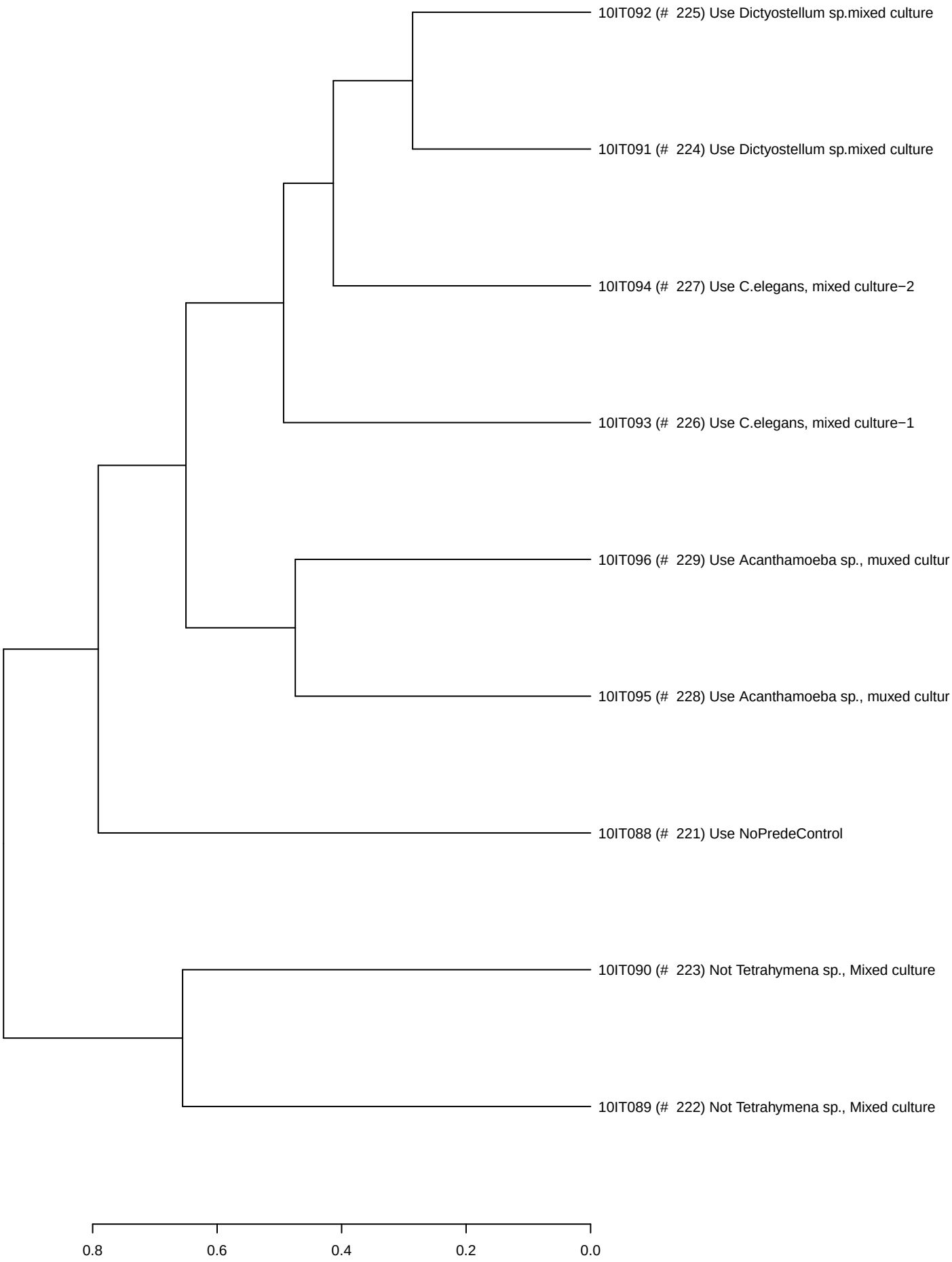

06/23/21 and similar experiments
(clustered by fitness)




17−Aug−21 HerbieS_ML4_set12 and similar experiments
(clustered by fitness)
12IT031 (# 233) Use Supernatant; Trichoderma atrov
12IT030 (# 232) Use Supernatant; Trichoderma atrov
12IT040 (# 242) Use R2A control
12IT034 (# 236) Use R2A with Vogels_fungal_media 0
12IT032 (# 234) Use R2A with Vogels_fungal_media 0
12IT033 (# 235) Use R2A with Vogels_fungal_media 0
12IT037 (# 239) Use R2A with Vogels_fungal_media 0
12IT036 (# 238) Use R2A with Vogels_fungal_media 0
12IT035 (# 237) Use R2A with Vogels_fungal_media 0
12IT039 (# 241) Use R2A control
12IT038 (# 240) Use R2A control
12IT029 (# 231) Not Supernatant; Trichoderma atrov
12IT052 (# 254) Use Parafilmed volatile agar plate
12IT049 (# 251) Use Parafilmed volatile agar plate
12IT050 (# 252) Use Parafilmed volatile agar plate
12IT048 (# 250) Use Parafilmed volatile agar plate
12IT047 (# 249) Use Parafilmed volatile agar plate
12IT042 (# 244) Use Parafilmed volatile agar plate
12IT046 (# 248) Use Parafilmed volatile agar plate
12IT041 (# 243) Use Parafilmed volatile agar plate
12IT045 (# 247) Use Parafilmed volatile agar plate
12IT044 (# 246) Use Parafilmed volatile agar plate
12IT043 (# 245) Use Parafilmed volatile agar plate
12IT051 (# 253) Use Parafilmed volatile agar plate
0.8
0.6
0.4
0.2
0.0


01−Feb−22 HerbieS_ML4_set13 and similar experiments
(clustered by fitness)
13IT066 (# 287) Not Supernatant; Trichoderma atrov
13IT065 (# 286) Not Supernatant; Trichoderma atrov
13IT077 (# 298) Use Parafilmed volatile agar plate
13IT076 (# 297) Use Parafilmed volatile agar plate
13IT094 (# 315) Use Parafilmed volatile agar plate
13IT083 (# 304) Use Parafilmed volatile agar plate
13IT079 (# 300) Use Parafilmed volatile agar plate
13IT075 (# 296) Use Parafilmed volatile agar plate
13IT084 (# 305) Use Parafilmed volatile agar plate
13IT078 (# 299) Use Parafilmed volatile agar plate
13IT087 (# 308) Use Parafilmed volatile agar plate
13IT088 (# 309) Use Parafilmed volatile agar plate
13IT082 (# 303) Use Parafilmed volatile agar plate
13IT085 (# 306) Use Parafilmed volatile agar plate
13IT091 (# 312) Use Parafilmed volatile agar plate
13IT086 (# 307) Use Parafilmed volatile agar plate
13IT074 (# 295) Use Parafilmed volatile agar plate
13IT081 (# 302) Use Parafilmed volatile agar plate
13IT096 (# 317) Use Parafilmed volatile agar plate
13IT093 (# 314) Use Parafilmed volatile agar plate
13IT095 (# 316) Use Parafilmed volatile agar plate
13IT080 (# 301) Use Parafilmed volatile agar plate
13IT092 (# 313) Use Parafilmed volatile agar plate
13IT090 (# 311) Use Parafilmed volatile agar plate
13IT089 (# 310) Use Parafilmed volatile agar plate
13IT071 (# 292) Use Parafilmed volatile agar plate
13IT069 (# 290) Use Parafilmed volatile agar plate
13IT067 (# 288) Use Parafilmed volatile agar plate
13IT070 (# 291) Use Parafilmed volatile agar plate
13IT072 (# 293) Use Parafilmed volatile agar plate
13IT068 (# 289) Use Parafilmed volatile agar plate
12IT051 (# 253) Use Parafilmed volatile agar plate
13IT044 (# 265) Use Supernatant; Trichoderma atrov
13IT043 (# 264) Use Supernatant; Trichoderma atrov
13IT045 (# 266) Use Supernatant; Trichoderma atrov
13IT063 (# 284) Use Supernatant; Trichoderma atrov
13IT062 (# 283) Use Supernatant; Trichoderma atrov
13IT056 (# 277) Use Supernatant; Trichoderma atrov
13IT061 (# 282) Use Supernatant; Trichoderma atrov
13IT057 (# 278) Use Supernatant; Trichoderma atrov
13IT055 (# 276) Use Supernatant; Trichoderma atrov
13IT060 (# 281) Use Supernatant; Trichoderma atrov
13IT059 (# 280) Use Supernatant; Trichoderma atrov
13IT058 (# 279) Use Supernatant; Trichoderma atrov
13IT048 (# 269) Use R2A with Vogels_fungal_media 0
13IT047 (# 268) Use R2A with Vogels_fungal_media 0
13IT046 (# 267) Use R2A with Vogels_fungal_media 0
13IT053 (# 274) Use R2A control
13IT052 (# 273) Use R2A control
13IT054 (# 275) Use R2A control
13IT051 (# 272) Use R2A with Vogels_fungal_media 0
13IT050 (# 271) Use R2A with Vogels_fungal_media 0
13IT049 (# 270) Use R2A with Vogels_fungal_media 0
1.0
0.8
0.6
0.4
0.2
0.0

04/07/26 HerbieS_ML4_set14 and similar experiments (clustered by fitness)

